

ORDJ10 Distribution Sub-Rack

Prysmian Part Number: *See Following Pages*



The OAsys ORDJ10 Distribution Sub-Rack is a modular sub-rack available in a variety of sizes for integration into 19" and ETSI racks or Wall Mounted Boxes. The product consists of a Chassis, Splice and/or Patch Modules and Cable Anchor Systems. Chassis are available in 1U, 4U, 5U and 13U sizes, which fit directly into a standard 19" rack, or an ETSI rack using an adaptor bracket.

The chassis can be supplied empty (without modules) for configuration by the user at a later date; or can be ordered with selected module types for installation by Prysmian before shipping. Cable Anchor Systems are available for a variety of cables providing an anchor point for the cable and the components required to route the cable fibres onto the Fibre modules.

Features and Benefits

- Modular system for installation into 19" or ETSI racks. Modules are fitted on an "as required" basis
- Chassis are available in 1U, 4U, 5U and 13U sizes.
- Provides management of fibres through Splicing and/or Patching Modules.
- Provides anchoring for optical cables.
- Splicing and bare fibre excess storage is performed inside a tray protected by a cover.
- Modules pivot outwards for easy access.
- Provision for storage of excess patchcord length.
- Wall boxes, 19" and ETSI racks available.

Ordering Information

OAsys ORDJ10 Distribution Sub-Racks can be supplied as separate units or supplied pre-fitted into 19" or ETSI racks or 19" Wall Boxes. To order, select a rack or wall box if required, then select the appropriate Chassis dependant on the number of fibres required. Splicing and/or Patching Modules can then be supplied pre-installed into the chassis by Prysmian or ordered separately for installation by the user at a later date. Cable Anchor Systems are then ordered separately for installation when required.

Additional Items

- 19" / ETSI Racks
- Wall Mounting Boxes
- Splicing and/or Patching Modules
- Cable Anchor Systems
- Splice Protectors

Technical Data

- Maximum fibre capacity:
 - 12F (1U Chassis for 1 module)
 - 36F (4U Chassis for up to 3 modules)
 - 48F (5U Chassis for up to 4 modules)
 - 144F (13U Chassis for up to 12 modules)
- Operating temperature: -20°C to + 50°C (5 to 95% RH)
- Material:-
 - Chassis: Mild Steel
 - Module: Mild Steel
 - Splice trays: FR Polymer
- Finish:-
 - Chassis: Light Grey RAL 7035
 - Module: Light Grey RAL 7035
 - Splice trays: Light Grey RAL 7035
- Testing:-
 - Optical: Tested at 1310, 1550 and 1625nm
 - Dry heat: BS EN 60068-2-2 Test Bb
 - Damp heat: IEC 60068-2-3: 1969
 - Change of temperature: IEC 60068-2-14: 1984
 - Vibration: IEC 60068-2-6: 1995
 - Shock: IEC 60068-2-27: 1987

Logistics

1U Chassis – without modules

- Packing Dimensions (mm): (w) 525 x (d) 330 x (h) 85
- Packed Weight (kg): 1.0
- Net weight (kg): 0.80

4U Chassis – without modules

- Packing Dimensions (mm): (w) 595 x (d) 370 x (h) 320
- Packed Weight (kg): 3.88
- Net weight (kg): 3.38

5U Chassis – without modules

- Packing Dimensions (mm): (w) 480 x (d) 250 x (h) 410
- Packed Weight (kg): 4.73
- Net weight (kg): 4.23

13U Chassis – without modules

- Packing Dimensions (mm): (w) 620 x (d) 400 x (h) 690
- Packed Weight (kg): 11.5
- Net weight (kg): 11.0

Module

- Packing Dimensions (mm): (h) 44 x (w) 310 x (d) 250
- Packed Weight (kg): 1.3
- Net weight (kg): 1.1

Racks

- Packing Dimensions (mm): (h) 350 x (w) 2280 x (d) 665
- Packed Weight (kg): 100
- Net weight (kg): 90

Pigtail Technical Data

Pigtails are supplied with either xx/UPC or xx/APC connectors.

xx/UPC connectors can be used in cases where xx/PC or xx/SPC connectors are required.

	UPC	APC
• Insertion Loss (max)	0.3 dB	0.3 dB
• Return Loss (min)	50 dB	60 dB

Prysmian Telecom Cables & Systems UK Ltd, Chickenhall Lane, Bishopstoke, Hants SO50 6YU, UK

Technical Enquiries +44 (0) 2380 608760 Fax Number +44 (0) 2380 608769

© PRYSMIAN 2005. All Rights Reserved.

The information contained within this document must not be copied, reprinted or reproduced in any form, either wholly or in part, without the written consent of Prysmian. The information is believed correct at the time of issue. Prysmian reserves the right to amend this specification without notice. This specification is not contractually valid unless specifically authorised by Prysmian.

Issue 02, January 2006
Ref: RM001

Racks and Wall Boxes

Stand Alone Racks

OAsys ORDJ10 Distribution Sub-Racks can be pre-fitted into 19" or ETSI standard Racks, which are available in a variety of sizes. To order, first select a basic cabinet from the first table below, then select the appropriate front door, side panel, rear panel or rear door and roof from the second table.

Prysmian Part Numbers:-

Basic Cabinets

Part Number	Description	Dimensions	Comments
XEXSG00289	19"	2000 (42U) x 600 x 600	
XEXSG00290	19"	2000 (42U) x 600 x 300	Includes:
XEXSG00291	19"	2200 (47U) x 600 x 600	1 x Rack Frame
XEXSG00292	19"	2200 (47U) x 600 x 300	2 x Mounting Rails (4 for 600x600 racks)
XEXSG00293	ETSI	2000 (42U) x 600 x 600	4 x Adjustable Feet
XEXSG00294	ETSI	2000 (42U) x 600 x 300	4 x Bracing Members
XEXSG00295	ETSI	2200 (47U) x 600 x 600	
XEXSG00296	ETSI	2200 (47U) x 600 x 300	



Doors, Panels and Roofs

Part Number	Description
Front / Rear Doors	
XEXSG00297	Glass Door - 2000 (42U) x 600
XEXSG00298	Glass Door - 2200 (47U) x 600
XEXSG00299	Steel Door - 2000 (42U) x 600
XEXSG00300	Steel Door - 2200 (47U) x 600
Side Panels (supplied in pairs) - Steel	
XEXSG00404	Side Panel - 2000 (42U) x 600
XEXSG00405	Side Panel - 2000 (42U) x 300
XEXSG00406	Side Panel - 2200 (47U) x 600
XEXSG00407	Side Panel - 2200 (47U) x 300
Other Accessories	
XEXSG00303	Baying Kit
Rear Panels	
XEXSG00408	Rear Steel Panel - 2000 (42U) x 600
XEXSG00409	Rear Steel Panel - 2200 (47U) x 600
Roofs	
XEXSG00336	Plain Steel Roof - 600 x 600
XEXSG00337	Plain Steel Roof - 600 x 300
XEXSG00301	Brush Roof - 600 x 600
XEXSG00302	Brush Roof - 600 x 300
XEXSG00338	Double Brush Roof - 600 x 600




Note: Chassis and modules are not included

Wall Mounted Boxes

OAsys ORDJ10 Distribution Sub-Racks can be pre-fitted into OAsys Wall Mounted Boxes, which are available in a variety of sizes in 19" standard.

Prysmian Part Numbers:-

Part Number	Description	Dimensions
XEXSC00307	19"	400 x 600 x 450 (8U)
XEXSC00326	19"	700 x 600 x 450 (14U)
XEXSC00327	19"	1200 x 600 x 450 (26U)



Note: Chassis and modules are not included

Mounting Chassis

19" Mounting Chassis

OAsys Mounting Chassis are used to mount the splicing and patching modules into a rack or wall mounted box. They provide an anchor point for the cables and storage for excess patchcord length.

Prysmian Part Numbers:-

Part Number		Description	Capacity
Supplied Separately	Pre-fitted with modules		
XEXSC00204	XEXSF00184	1U Chassis	1 Module
XEXSC00205	XEXSF00185	4U Chassis	3 Modules
XEXSC00206	XEXSF00186	5U Chassis	4 Modules
XEXSC00207	XEXSF00187	13U Chassis	12 Modules




Note: These part numbers relate to the chassis only. For Module part numbers please refer to the next page

ETSI Conversion Brackets

OAsys ETSI Conversion Brackets are used to enable the 19" Mounting Chassis to be mounted into an ETSI standard rack.

Prysmian Part Numbers:-

Part Number		Description
Supplied Separately	Pre-fitted into chassis	
XEXSC00212	XEXSF00208	1U Chassis
XEXSC00213	XEXSF00209	4U Chassis
XEXSC00214	XEXSF00210	5U Chassis
XEXSC00215	XEXSF00211	13U Chassis



Modules

Splicing Module

OAsys Splicing Modules are supplied with 4 pre-fitted splice trays for splicing up to 48 fibres.

Prysmian Part Numbers:-

- XEXSC00203 – Supplied separately**
- XEXSF00183 – Supplied pre-fitted into an ordered chassis**



Prysmian Telecom Cables & Systems UK Ltd, Chickenhall Lane, Bishopstoke, Hants SO50 6YU, UK

Technical Enquiries +44 (0) 2380 608760 Fax Number +44 (0) 2380 608769

© PRYSMIAN 2005. All Rights Reserved.
The information contained within this document must not be copied, reprinted or reproduced in any form, either wholly or in part, without the written consent of Prysmian. The information is believed correct at the time of issue. Prysmian reserves the right to amend this specification without notice. This specification is not contractually valid unless specifically authorised by Prysmian.


Modules

Splicing and Patching Module

OAsys Splicing & Patching Modules are supplied with 12 pre-fitted Uniter's , Pigtails and a Splice Tray. A variety of different connector types are available.

Prysmian Part Numbers:-

Supplied with pigtails and adapters



Connector Type	Finish			
	Supplied Separately		Supplied Mounted in Chassis	
	UPC	APC	UPC	APC
FC	XEXSC00188	XEXSC00189	XEXSF00169	XEXSF00170
SC	XEXSC00190	XEXSC00191	XEXSF00171	XEXSF00172
ST	XEXSC00192	N/A	XEXSF00173	N/A
E2000	XEXSC00193	XEXSC00194	XEXSF00174	XEXSF00175
LC	XEXSC00448	XEXSC00464	XEXSF00399	XEXSF00465

Supplied without pigtails and adapters

Connector Type	Finish	
	Supplied Separately	Supplied Mounted in a Chassis
FC / ST	XEXSC00582	XEXSF00584
SC / E2000 / LC	XEXSC00583	XEXSF00585

Patching Module

OAsys Patching Modules are supplied with 12 pre-fitted Uniter's. A variety of different Uniter types are available.

Prysmian Part Numbers:-

Supplied with pigtails and adapters



Connector Type	Finish			
	Supplied Separately		Supplied Mounted in Chassis	
	UPC	APC	UPC	APC
FC	XEXSC00195	XEXSC00196	XEXSF00176	XEXSF00177
SC	XEXSC00197	XEXSC00198	XEXSF00178	XEXSF00179
ST	XEXSC00199	N/A	XEXSF00180	N/A
E2000	XEXSC00201	XEXSC00202	XEXSF00181	XEXSF00182
LC	XEXSC00466	XEXSC00467	XEXSF00468	XEXSF00469

Supplied without pigtails and adapters

Connector Type	Finish	
	Supplied Separately	Supplied Mounted in a Chassis
FC / ST	XEXSC00586	XEXSF00588
SC / E2000 / LC	XEXSC00587	XEXSF00589

Cable Clamping and Routing

ARS Cable Clamp

The OAsys ARS Cable Clamp is used to anchor the cable to an ORDJ10 Mounting Chassis and route the fibres onto the Modules. The ARS is suitable for cables between 12 and 36 fibres. 10 metres of routing tube is supplied with the ARS.

Prysmian Part No. – XEXSC00227



BEM Cable Clamp

The OAsys BEM Cable Clamp is used to anchor the cable to an ORDJ10 Mounting Chassis and route the fibres onto the Modules. The BEM is suitable for cables between 36 and 192 fibres. 20 metres of routing tube is supplied with the BEM.

Prysmian Part No. – XEXSC00228



Spare Transportation Tube – 10 metre coil

Spare Transportation Tube for use with the ARS or BEM.

Prysmian Part No. – XEXSC00233



ARS / BEM Rack Mounting Bracket

The OAsys ARS/BEM Rack Mounting Bracket is used in cases where the ARS or BEM is required to be mounted into a rack, rather than onto the ORDJ10 Mounting Chassis. This may be necessary in cases where the cable fibres are to be divided between a number of ORDJ10 Mounting Chassis.

Prysmian Part No. – XEXSC00231



Prysmian Telecom Cables & Systems UK Ltd, Chickenhall Lane, Bishopstoke, Hants SO50 6YU, UK

Technical Enquiries +44 (0) 2380 608760 Fax Number +44 (0) 2380 608769

© PRYSMIAN 2005. All Rights Reserved.

The information contained within this document must not be copied, reprinted or reproduced in any form, either wholly or in part, without the written consent of Prysmian. The information is believed correct at the time of issue. Prysmian reserves the right to amend this specification without notice. This specification is not contractually valid unless specifically authorised by Prysmian.

Issue 02, January 2006
Ref: RM001

Cable Clamping and Routing cont.

Double BEM Rack Mounting Bracket


The OAsys Double BEM Rack Mounting Bracket is used in cases where two BEM's are required to be mounted into a rack, rather than onto the ORDJ10 Mounting Chassis. This may be necessary in cases where the cable fibres are to be divided between a number of ORDJ10 Mounting Chassis.



Prysmian Part No. – XEXSC00232

19" / ETSI 5U Cable Anchor Bracket

The OAsys Breakout Cable Bracket is a 5U shelf used for the anchoring of up to 40 cables in the base of a 19" or ETSI rack.



Prysmian Part No. – XEXSC00235

Splice Protectors

Heatshrink Splice Protectors

OAsys splice protectors are used to protect the fibre splice. They are 2.2mm in diameter and 45mm in length.



Prysmian Part No. - XPESC00053 (pack of 50)
- XKTSC00050 (pack of 12)

Crimp Splice Protector Kit

The OAsys Crimp Splice Protector Kit is used to convert the splice tray in an OAsys In Line Joint to accommodate crimp splice protectors. One kit is required for each splice tray. The kit contains an insert to house the splice protectors and 12 crimp splice protectors.



Prysmian Part No. – XKTSC00020

Prysmian Telecom Cables & Systems UK Ltd, Chickenhall Lane, Bishopstoke, Hants SO50 6YU, UK
Technical Enquiries +44 (0) 2380 608760 Fax Number +44 (0) 2380 608769

© PRYSMIAN 2005. All Rights Reserved.

The information contained within this document must not be copied, reprinted or reproduced in any form, either wholly or in part, without the written consent of Prysmian. The information is believed correct at the time of issue. Prysmian reserves the right to amend this specification without notice. This specification is not contractually valid unless specifically authorised by Prysmian.

Issue 02, January 2006
Ref: RM001